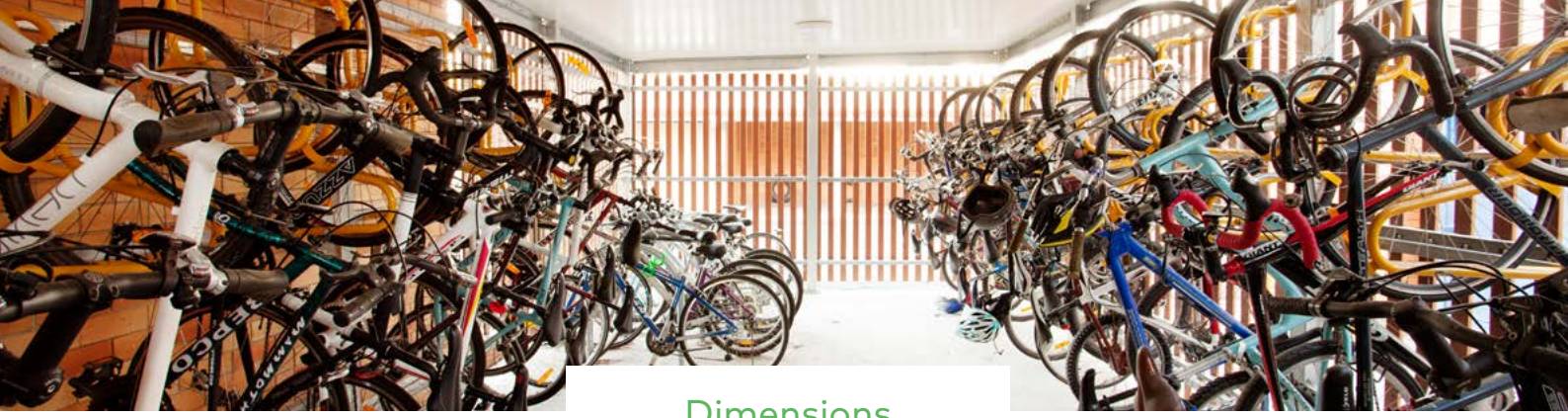



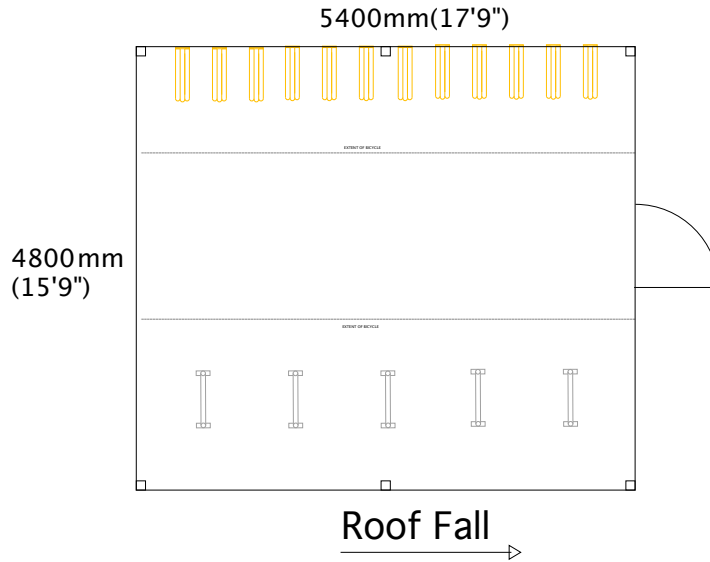


Security that encourages green transport

With a natural aesthetic, the Pushbike Shed is a suitable compliment to any high profile location. The visually permeable exterior increases levels of passive surveillance whilst providing improved security for temporary bike storage.



Dimensions



Features

- Hot-dip Galvanised Mild Steel construction
- Stained Hardwood Timber Slats
- Powder coated cladding
- Solar powered LED lighting
- Optional graphic wall package

Specification

Capacity	(as per shed dimensions)
Dimension	(custom available)
Lead Time	8 weeks (more for custom)

